











# Fit Report

Company: **ABC Company**  
 Tailored for: **John**

**Smith**

Dominant eye: **Right**  
 Footrest assumed: **No**

<u>What</u>	<u>Where</u>	<u>How</u>	<u>Your Setting</u>
<b>Seat Height</b>			10
<b>Seat Depth</b>			8
<b>Lumbar Height</b>			6
<b>Armrest Height</b>			4
<b>Work Surface Height: Seated</b>			11.5